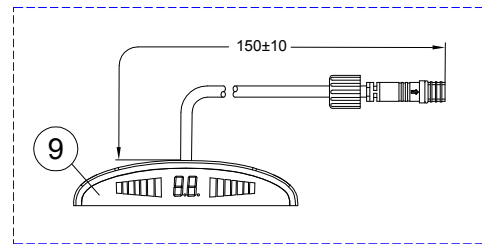
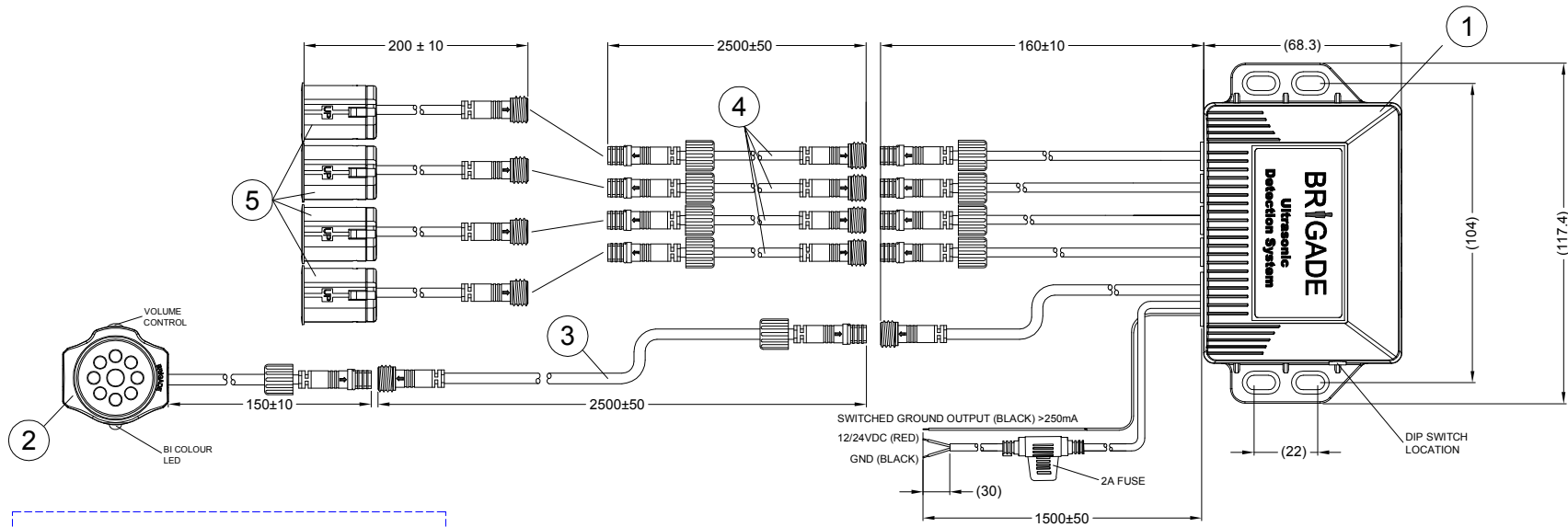
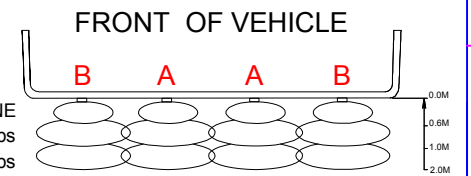
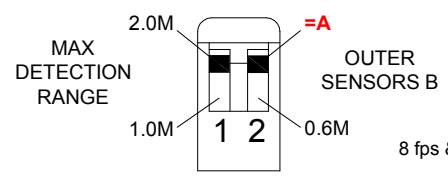


ITEM	STOCK CODE	QTY	DESCRIPTION
1	(3748)	1	FS-4000W-ECU
2	(3715)	1	UDS-001BZ
3	(3717)	4	UDS-2.5BC
4	(3719)	4	UDS-2.5SC
5	(3718)	4	UDS-000HSS
6	(3723)	4	UDS-11SS (NOT SHOWN)
7	(3724)	4	UDS-18SS (NOT SHOWN)
8	(3725)	4	UDS-26SS (NOT SHOWN)
9	(3749)	-	UDS-001DP (OPTIONAL)

Revision Notes.		
Checked By: -	Approved By: -	Date Released: -



DIP SWITCH CONFIGURATION



- NOTES:**
1. WHEN THE SYSTEM IS POWERED BUT NOT DETECTING THE LED WILL REMAIN GREEN.(NO START UP BEEP)
 2. ALL AUDIBLE WARNINGS ARE MEASURED IN BEEPS PER SECOND (bps).
 3. ALL VISUAL WARNINGS ARE RED AND ARE MEASURED IN FLASHES PER SECOND (fps).
 4. ON START-UP THE SYSTEM WILL BEEP ONCE FOR ONE FAULTY SENSOR, TWICE FOR TWO FAULTY SENSORS ETC..
 5. THE ECU IS FULLY POTTED.
 6. GROUND OUTPUT ON BLACK WIRE OPERATES DURING DETECTION.(MAXIMUM CURRENT 250mA)
 7. SEE COMPONENT DRAWINGS FOR COMPONENT DETAIL.

PROPRIETARY NOTICE
 THIS DESIGN AND TECHNICAL INFORMATION APPEARING ON THIS DRAWING IS THE PROPERTY OF BRIGADE ELECTRONICS, AND IS DISCLOSED IN CONFIDENCE. IT IS NOT TO BE COPIED, REPRODUCED, REVEALED TO OR EXPROPRIATED BY OTHERS, EITHER IN WHOLE OR IN PART WITHOUT THE EXPRESS WRITTEN CONSENT OF BRIGADE ELECTRONICS.

BRIGADE
 www.brigade-electronics.com

Assembly PI Approval LEE QG	Approved by S.MATTHEWS	Checked by J.NEWMAN	Drawn by M.POTTER
Angle of Projection Third Angle	Units mm	Scale N/A	Released 21.02.12
Status RELEASED	Assembly Ref CEC-10015-30		
Stock Code 3747	FS-4000W BE-001640-00-11		